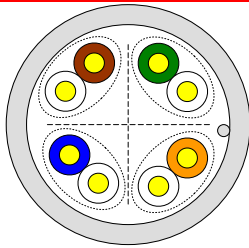


350 MHz ENHANCED CAT5 LAN CABLE

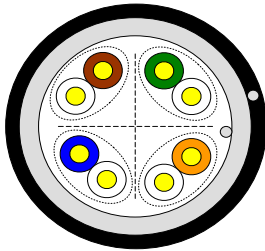


350 MHz CAT5E UTP CABLE (4P×24AWG)

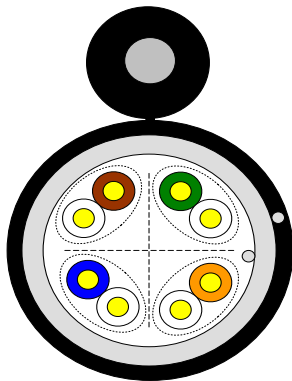
REF. Standard : TIA/EIA-568-B.2 & ISO/IEC 11801 & EN 50173



Standard Construction



PE Double Jacket Construction
(6.20 mm Outer PE)



PE Double Jacket + Messenger Construction
(1.20mm Gal Steel Wire/6.20 mm Outer PE)

Physical Construction:

Conductor	Solid Bare Copper
AWG	24 (0.505 ± 0.005)
Insulation	HDPE
Average Thickness (mm)	0.21
Min. Point Thickness (mm)	0.17
Insulation Dia. (± 0.02 mm)	0.92
Twisting Lay Length (mm)	< 38 mm
Cabling Lay Length (±20 mm)	80 mm
Jacket	PVC
Average Thickness (mm)	0.5
Min. Point Thickness (mm)	0.43
Outer Dia. (±0.2 mm)	5.0
Rip Cord	Included

Insulation Colors

Blue, White/Blue
Orange, White/Orange
Green, White/Green
Brown, White/Brown

Jacket Colors (Per Requested)

[Normally White for Single Jacket]
[White/Black for Double Jacket]

Electrical Properties

Test Item	Units	Spec.
1.Max.Conductor DC Resistance	Ω/km	≤ 93.8
2.Unbalance of Pair DC Resistance	%	≤ 2.5
3. Dielectric Strength between Pairs	kV/min	≤ 1.0
4.Min. Insulation Resistance	Ω/km	≥5000
5.Max. Pair Mutual Capacitance	nF/100m	≤ 5.6
6.Max. Pair Capacitance Unbalance	pF/100m	≤ 330
7.Impedance (1 to 350MHz)	Ω	100±15

Performance

Electrical Characteristics:

Frequency (MHz)	Return Loss (dB), min	Atten (IL) (dB/100m) max.	NEXT (dB) min.	PS NEXT (dB), min
1	20.0	2.0	65.3	62.3
4	23.0	4.1	56.3	53.3
8	24.5	5.8	51.8	48.8
10	25.0	6.5	50.3	47.3
16	25.0	8.2	47.3	44.2
20	25.0	9.3	45.8	42.8
25	24.3	10.4	44.3	41.3
31.25	23.6	11.7	42.9	39.9
62.5	21.5	17.0	38.4	35.4
100	20.1	22.0	35.3	32.3
155	18.8	28.1	32.5	29.4
200	18.0	32.4	30.8	27.8
250	17.3	36.9	29.3	26.3
300	16.8	41.0	28.2	25.1
350	16.3	44.9	27.2	24.1

Frequency (MHz)	ELFEXT (dB) min	PS ELFEXT (dB), min	Delay (ns/100m) max.	Delay Skew (ns/100m) max.
1	63.8	60.8	570	45
4	51.8	48.8	552	45
8	45.7	42.7	547	45
10	43.8	40.8	545	45
16	39.7	36.7	543	45
20	37.8	34.8	542	45
25	35.8	32.8	541	45
31.25	33.9	30.9	540	45
62.5	27.9	24.9	539	45
100	23.8	20.8	538	45
155	20.0	17.0	537	45
200	17.8	14.8	537	45
250	15.8	12.8	536	45
300	14.3	11.3	536	45
350	12.9	9.9	536	45

Mechanical Properties

Test Item

1.Min. Bending Radius (Install)	8 x D
2.Operating Temperature	-10 to 60 °C

BY ISO9001:2008 CERTIFIED MANUFACTURE

Note* The specifications are subjected to change without prior notice.

SUVANITJIT LIMITED PARTNERSHIP

1 Soi PharamII 50, Yak 1-1-1-3, Sameredum, Bangkhuntien BANGKOK 10150

Tel: 02-4151126, 02-8984215 Fax: 02-4151126 Mobile: 081-7722376 Web: www.suvanitjitcable.com